

2023 annual report to the Community

Saddleworth Primary School

Saddleworth Primary School number: 389

Partnership: Lower Mid North



School principal:

Matt Norman

Signature

Date of endorsement:

09/02/2024



Context Statement and Highlights

Saddleworth Primary School caters for students from R-6. At the time of this report, the enrolment in 2023 is 27. Saddleworth Primary School is classified as Category 4 on the Department for Education Index of Educational Disadvantage. At the time of this report, the school population includes 11% Aboriginal students, 4% students with disabilities, 4% children/young people in care. Further information about the school is available on the school's website (including its context statement), as well as the My School website.

Principals Report

Saddleworth Primary School (SPS) started 2023 with 26 students. We had a Junior Primary (JP) class of 13 students from years R-1-2 and Senior Primary (SP) had 13 years 3-4-5-6 students. Jenny Shepherd and Zoe Hier shared the teaching of our JP class, while Belinda Nichols taught SP and I taught the class on Thursdays to provide NIT. SSO staff were Belinda Altus, Mary-Anne Schwartz, Heather Lymburn, Rachel Schoenberg and Kristin Griffiths. Krystal Lines was our Pastoral Care worker, Darren Heffernan was the Groundsman and Luk was the cleaner at the school.

Student academic achievement was high across the school. Our phonics and phonemic awareness program and other supporting programs in JP are setting students up well for future learning. SPS teachers use the Brightpath formative assessment tool to measure individual student writing improvement and map next learning. This program has led to enormous improvement for all students. NAPLAN and PAT tests also showed improved academic improvement. Teachers and students have a lot to be proud of.

A highlight of the year was SPS hosting the second annual Small Schools Sportsday. This was attended by almost 150 students from Saddleworth, Manoora, Auburn, Watervale and Blyth Primary schools. This was a very successful day and is held up at Portfolio meetings as an example of how small schools can work together for the benefit of all students. SPS also won the point score trophy on the day which was the cherry on top. SPS students have often performed well against larger schools and this year our boys basketball team came third in the regional competition and we were all very proud again.

We were again able to do our fair share of school facility improvements. The SP classroom and hallway were painted as well as student toilets and new cisterns and bowls installed. The SP class has new laptops for 2024 and the sandpit has a new roof that should appear any day now.

2023 is my last year at SPS and I thank everyone for their support and friendships over the years and wish all the best for the school students, staff, families and the wider community.

Yours Faithfully,
James Bryant

Governing Council Report

I would like to take this opportunity to thank the Governing Council of SPS. Last year saw the council take on several fundraising initiatives that converted into vital fundraising for our school community. I think we can all agree that the new jumpers not only look great in the school yard but also in the community. The Governing Council contribute widely in the school community, supporting teachers, students and other families. The parents, members that donated not only food but time is immensely appreciated, the partnership luncheon, our school sports day and then the huge small school sports day was a great success, Kerry Heinrich's fantastic effort to coordinate the food and drinks that day was great. A highlight was the end of year disco thanks to Amanda and Katie. Well done to Kym on organising the cricket pitch. It's been a privilege to be part of the Governing Council. I look forward to what 2024 brings, with this team anything is possible. We are lucky to be graced with a new enthusiastic principal, Mr. Norman, I wish him all the best.

Simone Miller

Performance Summary

NAPLAN Proficiency

In 2023, the Australian Curriculum, Assessment and Reporting Authority (ACARA) - a Commonwealth Independent statutory authority - announced changes to NAPLAN performance reporting. This new way of reporting by ACARA that NAPLAN results from 2023 will not be comparable to previous years. The new approach replaces the previous numerical NAPLAN bands and the national minimum standard.

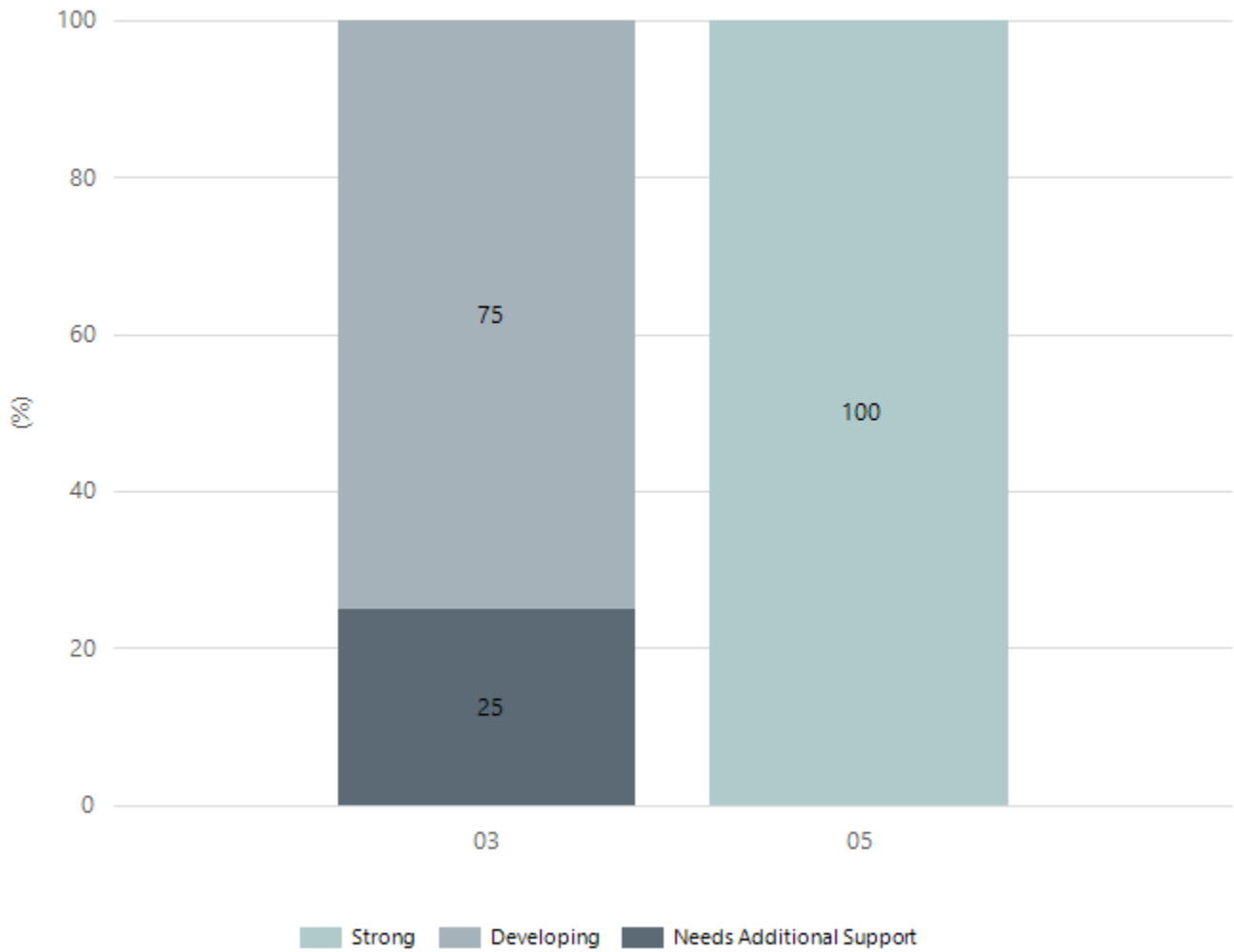
Numeracy



Year Level	03	05
Strong	2	2
Developing	2	
Total	4	2

Data Source: Department for Education Assessment Data Holdings, 2023. When there are less than six students in a cohort, no data is supplied.

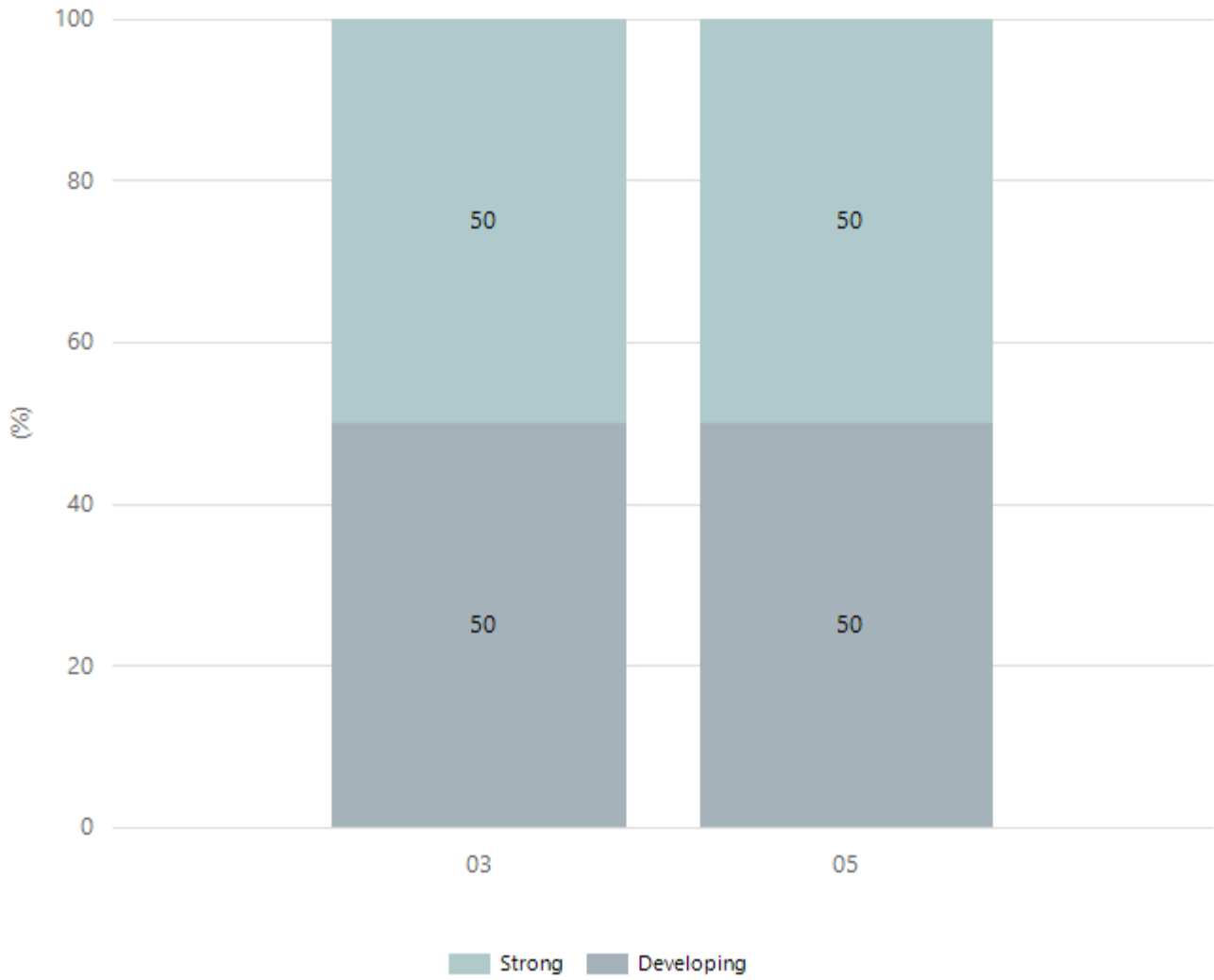
Reading



Year Level	03	05
Strong		2
Developing	3	
Needs Additional Support	1	
Total	4	2

Data Source: Department for Education Assessment Data Holdings, 2023. When there are less than six students in a cohort, no data is supplied.

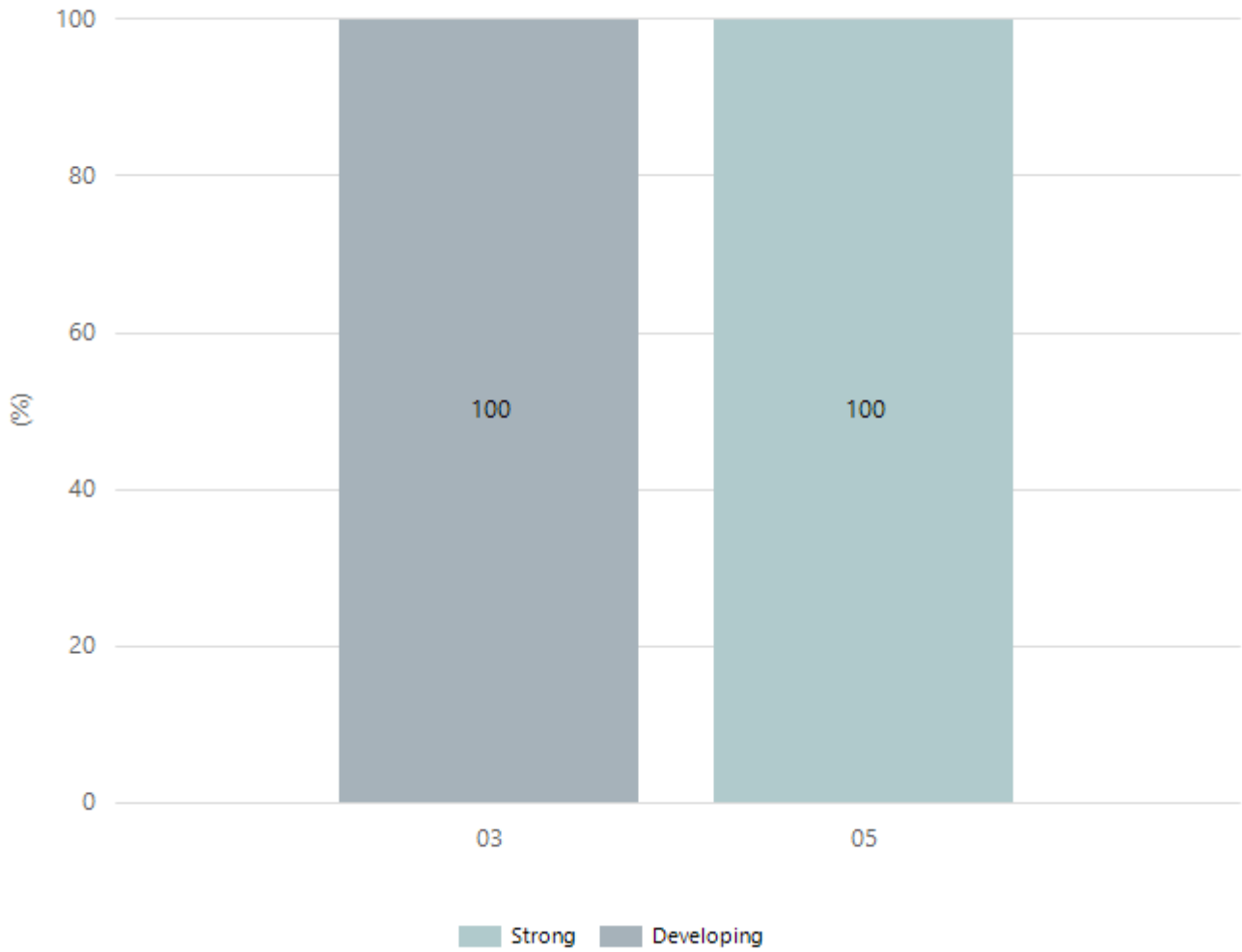
Writing



Year Level	03	05
Strong	2	1
Developing	2	1
Total	4	2

Data Source: Department for Education Assessment Data Holdings, 2023. When there are less than six students in a cohort, no data is supplied.

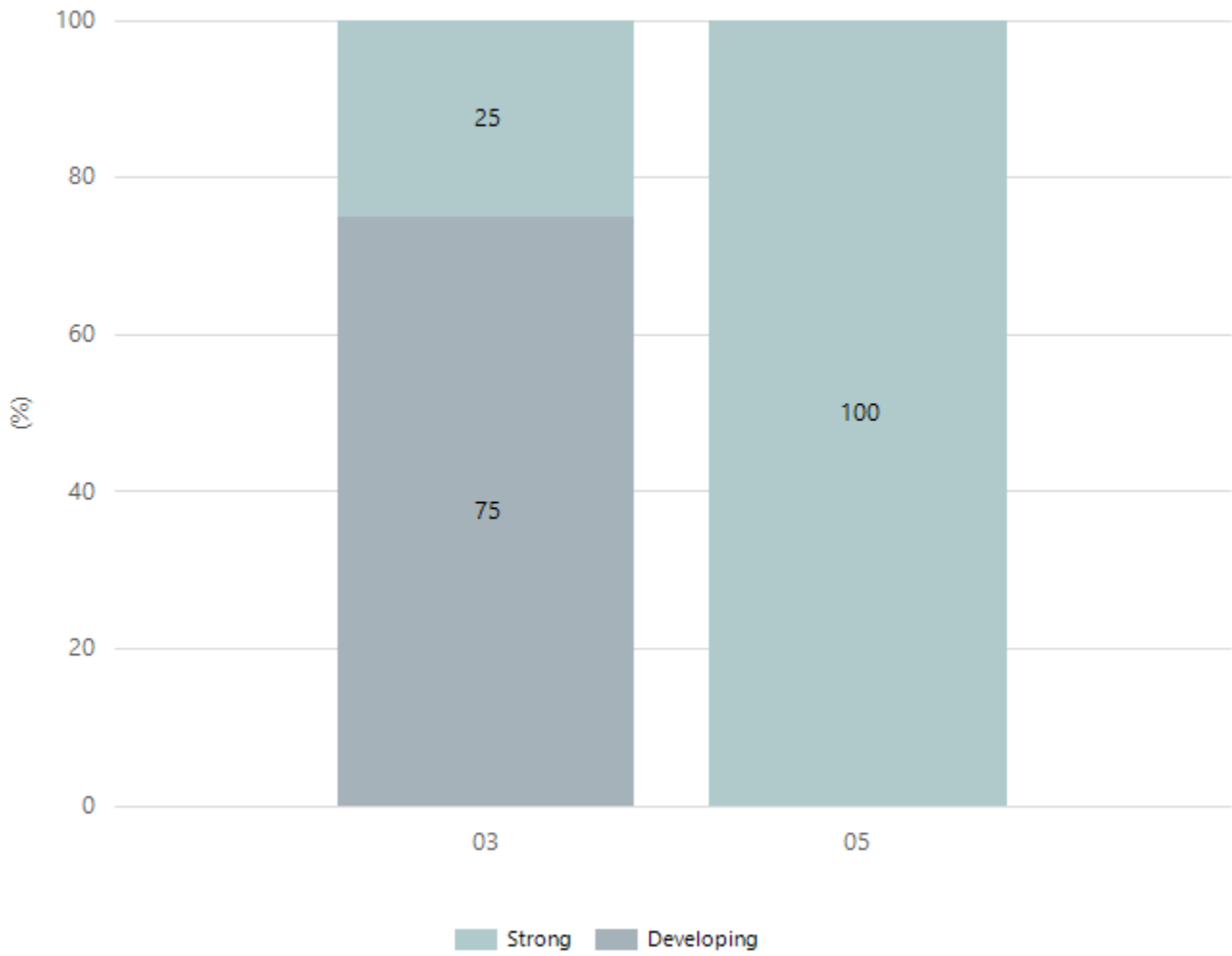
Grammar



Year Level	03	05
Strong		2
Developing	4	
Total	4	2

Data Source: Department for Education Assessment Data Holdings, 2023. When there are less than six students in a cohort, no data is supplied.

Spelling



Year Level	03	05
Strong	1	2
Developing	3	
Total	4	2

Data Source: Department for Education Assessment Data Holdings, 2023. When there are less than six students in a cohort, no data is supplied.

School Attendance

Year Level	2021	2022	2023
Reception	95.7%	82.3%	87.1%
Year 01	91.7%	86.6%	82.3%
Year 02	94.3%	77.5%	91.1%
Year 03	92.9%	92.3%	71.2%
Year 04	92.9%	82.0%	93.6%
Year 05	85.5%	92.4%	87.4%
Year 06	95.4%	93.8%	89.2%
Year 07	84.7%		
Total	91.6%	86.7%	86.0%

Data Source: Department for Education Attendance Data, Semester 1 Report 2023. A blank cell indicates there were no students enrolled. 'Primary Other' includes students enrolled in specialised education options. 'Secondary Other' includes students who have already spent a year at Year 12 and elected to undertake further study at Year 12.

Attendance Comment

Our overall attendance for 2023 was 86%. This is down .7 of a % from 2022. Our attendance target is 95%, however in a smaller school this target is harder to reach if there is illness in a family as it is a larger percentage than a school with higher numbers. If a student is away our site process is to follow up and check in with families. We are fortunate in our site that families call in early in the day to notify the school of their child's absence.

Behaviour Support Comment

All staff have been upskilled in recent years and students are well supported in behaviour support. As such there have not been any suspensions at our site in more than 3 years. In general our students are enthusiastic, well behaved learners who understand and appreciate quality education for all. We are in a fortunate position that our parents/caregivers are positive influences and support staff with the Behaviour Management Policy.

Parent Engagement Survey Summary

Out of a possible 17 families we had 10 responses for our Parent Engagement Survey.

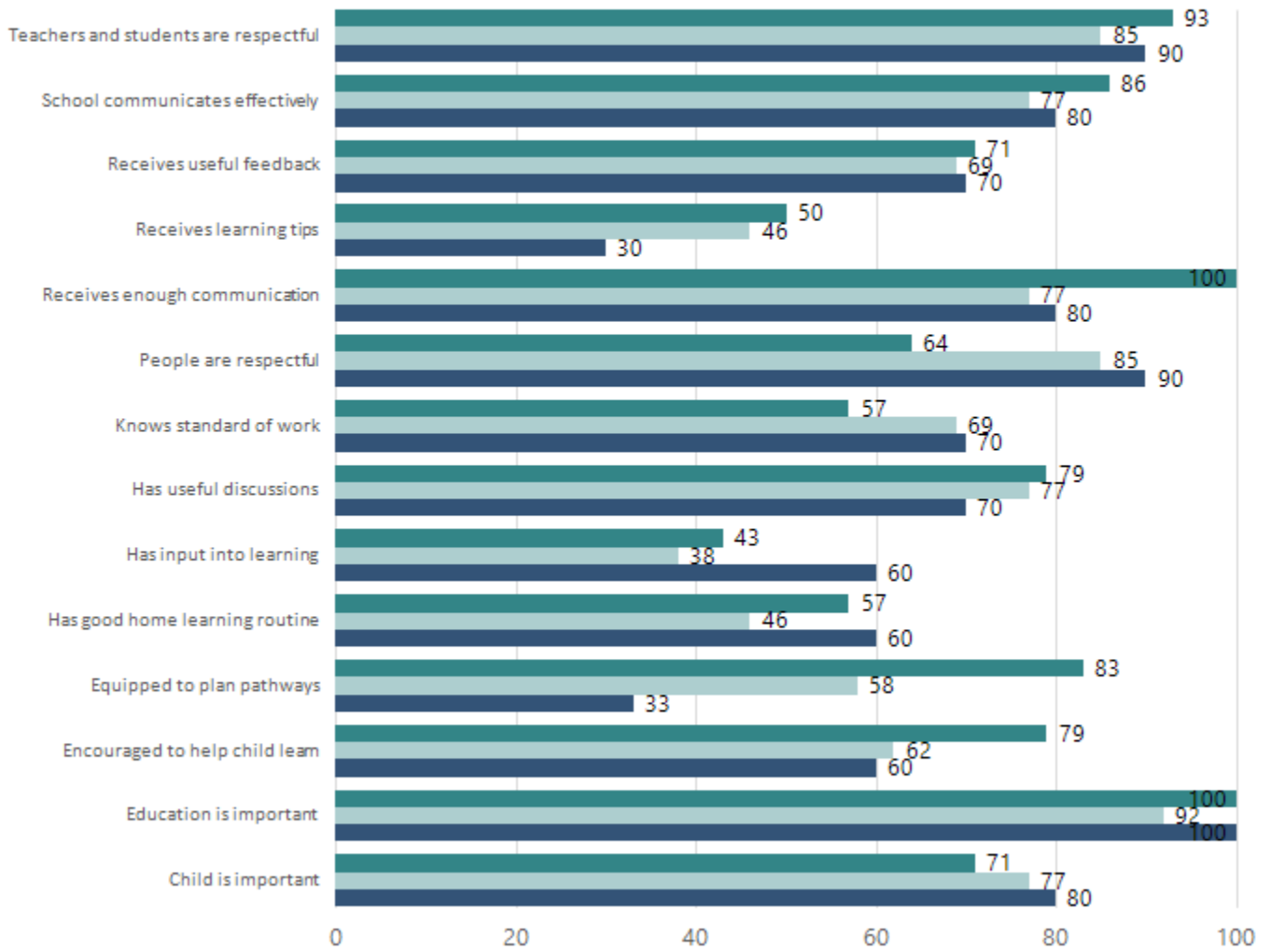
School Climate:

- 'Teachers support students individually and effectively'
- 'Saddleworth Primary is absolutely wonderful in accommodating my child's special needs. It is greatly appreciated'
- 'Our admin team is amazing'
- 'My child is thriving at school, it is an amazing community and I'm so thankful to be able to send my child here'
- 'I look forward to the upcoming years at Saddleworth Primary School'
- 'It would be helpful to have students diaries filled in daily/weekly and sent home with students'

Parent Opinion Survey Results

Proportion of agree/strongly agree response(%)

2021 2022 2023



Data Source: 2023 Department for Education Parent Opinions Survey, Term 3 2023.

Intended Destination

Leave Reason	Number	%
TG - TRANSFERRED TO SA GOVERNMENT SCHOOL	1	100.0%

Data Source: Department for Education Destination Data Report, 2023. Data extract term 3 2023. Data shows recorded destinations for students that left the school in the previous year. Data is uploaded by schools in term 3 and may not reflect final or total figures at time of report creation.

Highest Qualifications held by the teaching workforce and workforce composition

All teachers at this school are qualified and registered with the SA Teachers Registration Board.

Qualification Level	Number of Qualifications
Bachelor's degrees or Diplomas	4
Postgraduate Qualifications	1

Data Source: Data extracted from Mandatory Workforce Information Collections as on the last pay date of June 2023. As self-reported by staff in the system.

Please note: Data includes staff who are Actively employed and on extended paid leave. Please note only the highest qualification of the Teaching staff is reported. Excludes any number of other certifications earned.

Workforce composition including indigenous staff

	Teaching Staff		Non-Teaching Staff	
	Indigenous	Non-Indigenous	Indigenous	Non-Indigenous
Full-Time Equivalents	0.0	4.1	0.0	2.4
Persons	0.0	5.0	0.0	4.0

Data Source: Data extracted from Mandatory Workforce Information Collection as on the last pay date of June 2023.

Please note: Data includes staff who are actively employed and on extended paid leave. "Indigenous category" is self-reported by staff in the system.

Financial Statement

Funding Source	Amount
Grants: State	\$752,885
Grants: Commonwealth	\$31,500
Parent Contributions	\$8,016
Fund Raising	\$4,438
Other	\$9,324

Data Source: School supplied data.